

COMMERCIAL YELLOWEDGE GROUPEL FISHING IN THE GULF OF MEXICO STATES




Figure 1. Yellowedge Grouper (*Hyporthodus flavolimbatus*). Source: South Atlantic Fishery Management Council. <https://safmc.net/regulations/regulations-by-species/yellowedge-grouper-2/>. Last visited: October 12, 2018.

Yellowedge grouper (*Hyporthodus flavolimbatus*) are also known as “Poey’s grouper” and “yellowfinned grouper”¹. The species inhabits the western Atlantic from North Carolina, USA to southern Brazil, including the Gulf of Mexico and Caribbean Sea². Yellowedge grouper are demersal (living close to the seafloor) at depths of 300 – 1,200 feet on rocky areas or sand/mud bottom². On soft bottom habitat, they are often present in or near trenches, burrows, and other excavations². They can reach a maximum length of 45 inches (3.75 feet), but commonly reach lengths of 20 inches². The maximum reported weight for yellowedge grouper is 41 pounds, and the maximum reported age is 35 years². Yellowedge grouper are solitary and feed on a variety of invertebrates and crabs². Yellowedge grouper are protogynous (begin their lives as females, then transition to males)¹. In the South Atlantic, spawning occurs from April through October; in the Gulf of Mexico, spawning occurs from May through September¹. Eggs and larvae are pelagic; little else is known about the early life history of this species¹.

References:

<http://www.iucnredlist.org/details/64400/0>

<https://www.fishbase.de/Summary/SpeciesSummary.php?ID=1205&AT=yellowedge+grouper>

Recipe for Yellowedge Grouper



Figure 2. This recipe is courtesy of the Food Network.

<https://www.foodnetwork.com/recipes/yellowedge-grouper-with-savory-sweet-corn-pudding-oyster-mushroom-vinaigrette-and-petite-greens-recipe-2125305?soc=sharefb>. Last visited: October 16, 2018.

Commercial Landings

The long-term annual commercial Yellowedge grouper landings in the Gulf of Mexico states starting in 1985 are shown in Fig. 3. Since 2011, the Gulf supplied 97.9% of the total Yellowedge grouper domestic landings (Fig. 4) averaging 806,000 pounds and valued at \$3.1 million annually.

In 2016, Florida West Coast (54.3%), Texas (37.9%), and Louisiana (6%) were the most significant suppliers from the Gulf of Mexico (Fig. 5). The rest of the Yellowedge grouper was

landed in Florida East Coast (0.7%). South Carolina landed 0.6%, and North Carolina added 0.6% to domestic landings.

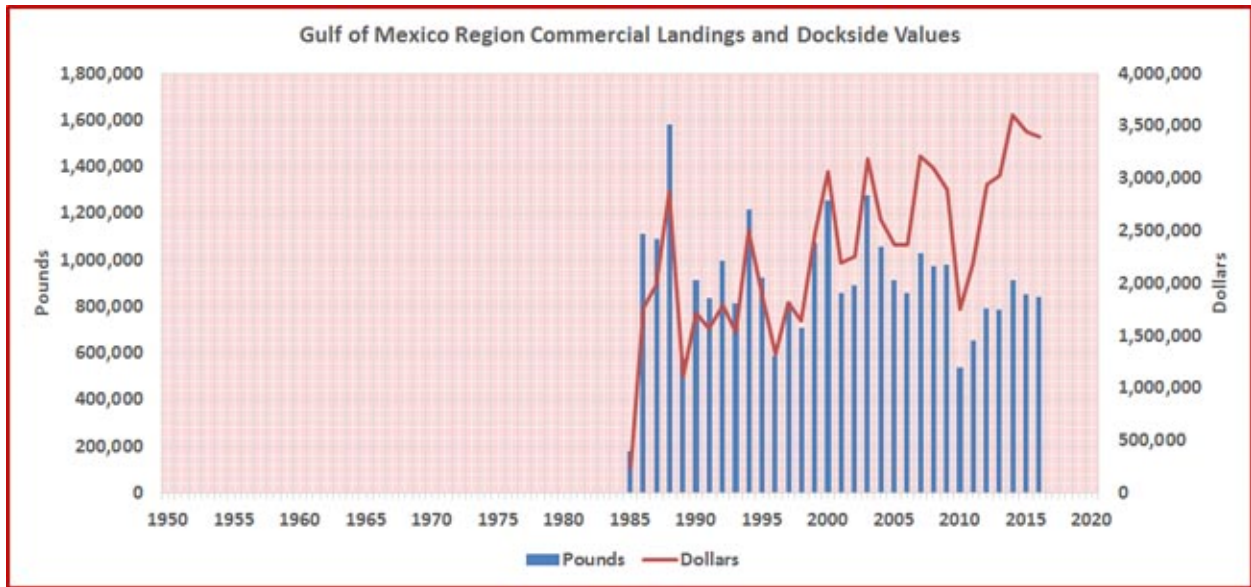


Figure 3. Commercial landings and dockside values of Yellowedge grouper in the Gulf of Mexico region since 1985. The primary vertical axis shows the yearly commercial landings in pounds while the secondary vertical axis indicates the annual commercial dockside values in dollars. Source of raw data: NOAA Fisheries. Last visited: October 3, 2018. <http://www.st.nmfs.noaa.gov/>.

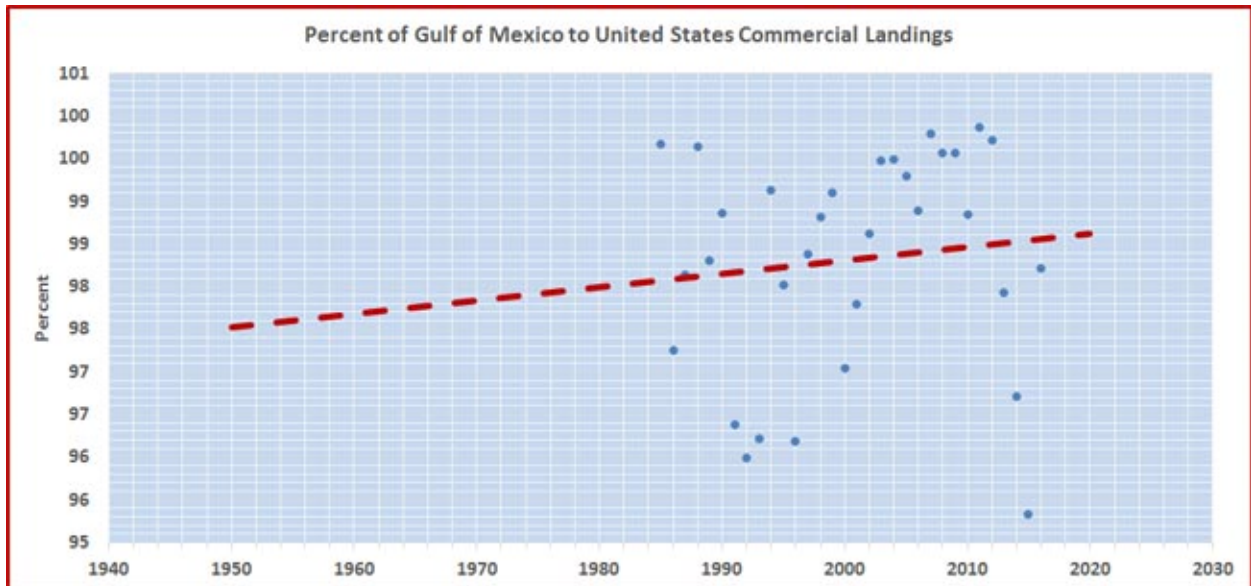


Figure 4. The vertical axis shows the percent of Gulf of Mexico to United States commercial landings of Yellowedge grouper since 1985. Source of raw data: NOAA Fisheries. Last visited: October 3, 2018. <http://www.st.nmfs.noaa.gov/>.

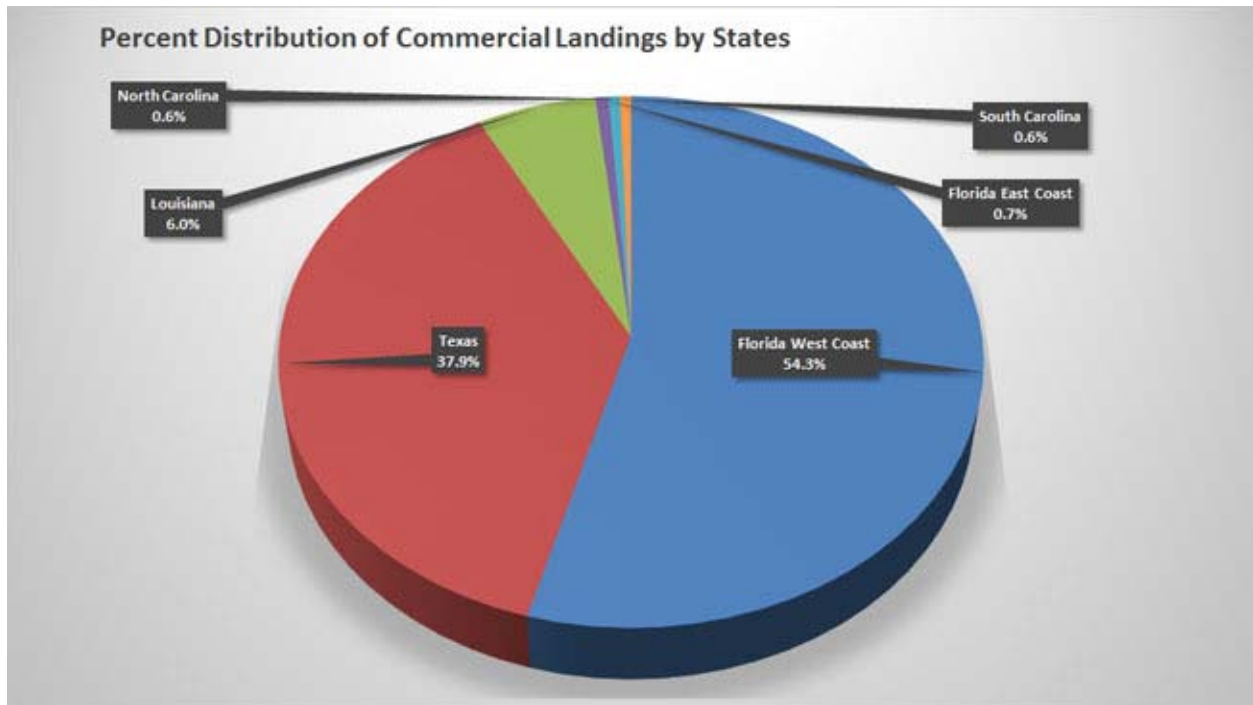


Figure 5. The pie chart shows the 2016 percent distribution of commercial landings of Yellowedge grouper by producing states. Source of raw data: NOAA Fisheries. Last visited: Oct. 3, 2018. <http://www.st.nmfs.noaa.gov/>.



Figure 6. The vertical axis shows the average yearly dockside prices of Yellowedge grouper since 1985 in dollars per pound. Source of raw data: NOAA Fisheries. Last visited: October 3, 2018. <http://www.st.nmfs.noaa.gov/>.

Dockside prices of Yellowedge grouper in the Gulf of Mexico states averaged about \$3.93 per pound during the past six years (Fig. 6). The ex-vessel prices were deflated by the consumer price index (2016=100).

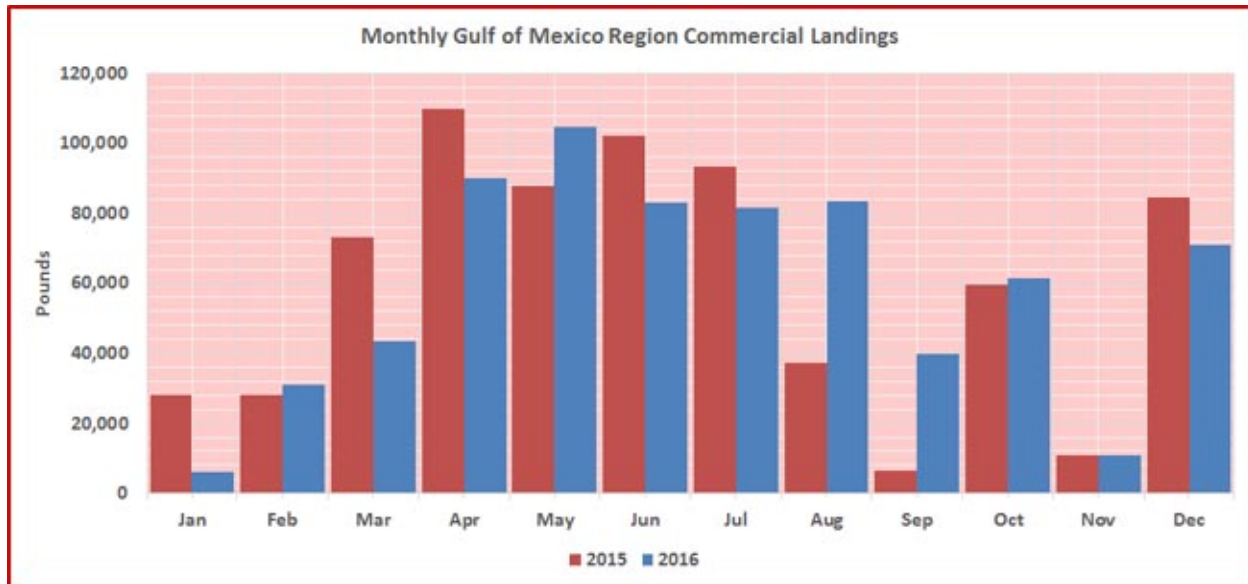


Figure 7. The vertical axis shows the monthly commercial landings of Yellowedge grouper in pounds in 2015 and 2016. Source of raw data: NOAA Fisheries. Last visited: October 3, 2018. <http://www.st.nmfs.noaa.gov/>.

MarketMaker Seafood Businesses

In 2016, the Gulf-wide commercial landings of Yellowedge grouper reached more than 842,000 pounds with dockside values of \$3.39 million. Yellowedge grouper are harvested year-round (Fig. 7). More than 12,000 businesses which catch, process, and sell seafood products are registered in MarketMaker nationwide. There are more than 200 businesses which promote their seafood products and services in Mississippi MarketMaker.

To search for seafood businesses in MarketMaker, perform the following procedures:

1. Go to <https://ms.foodmarketmaker.com/main/mmsearch/>
2. Click “search” and type “**Seafood**” in the product box.
3. You can sort the search results by relevance and name.
4. You can also limit online searches by state, and type of business.

Economic Contributions

The economic contribution that the commercial Yellowedge grouper fishing makes region-wide is crucial information in making private investment decisions, formulating government policy, and developing research and extension programs for the industry. The IMPLAN (<http://implan.com/>) software and the 2013 input-output data for the five Gulf States were used in creating the regional economic model of commercial fishing in the Gulf of Mexico in 2016.

The economic analysis used sector 17 or commercial fishing of the 2013 IMPLAN input-output data.

The annual commercial dockside values of Yellowedge grouper in the Gulf of Mexico states in 2016 reached \$3.39 million, which was 9.33% more than the average yearly dockside values in the region since 2011. The total output contribution of commercial Yellowedge grouper fishing in 2016 amounted to \$6.47 million (Fig. 8). This output of goods and service created by the Yellowedge grouper commercial fishing and related industries sustained 90 jobs and generated labor income amounting to \$2.32 million in the Gulf regional economy.

Economic contribution of commercial Vermilion snapper fishing in the Gulf of Mexico region				
Impact Type	Employment (Jobs)	Labor Income (\$M)	Total Value Added (\$M)	Output (\$M)
Direct Effect	73	1.43	1.76	3.39
Indirect Effect	5	0.36	0.70	1.50
Induced Effect	11	0.53	0.97	1.58
Total Effect	90	2.32	3.42	6.47

Figure 8. The total economic contribution includes direct, indirect and induced effects estimated by using 2016 annual landing values and 2013 IMPLAN data. The local purchases percentage was set at 100%. The number of jobs is rounded off.

The Yellowedge grouper commercial fishing industry generates annual tax revenues for the Gulf States and the U.S. federal government. It was projected that more than \$396,000 would have been paid by households and businesses in 2016 to the federal government as social insurance tax, tax on production and imports, corporate profit tax, and personal income tax. The Gulf States were anticipated to have collected taxes from households and businesses in 2016 amounting to more than \$193,000 in social insurance tax, tax on production and imports, corporate profits tax, and personal tax.

Suggested citation:

Posadas, Benedict C., and Amanda E. Jefferson. Commercial Yellowedge grouper fishing in the Gulf of Mexico States. Mississippi MarketMaker Newsletter, Vol. 8, No. 16. October 23, 2018. <http://extension.msstate.edu/newsletters/mississippi-marketmaker>.