

LUMBER SCHEDULE FOR 100 LINEAL FEET FENCE:

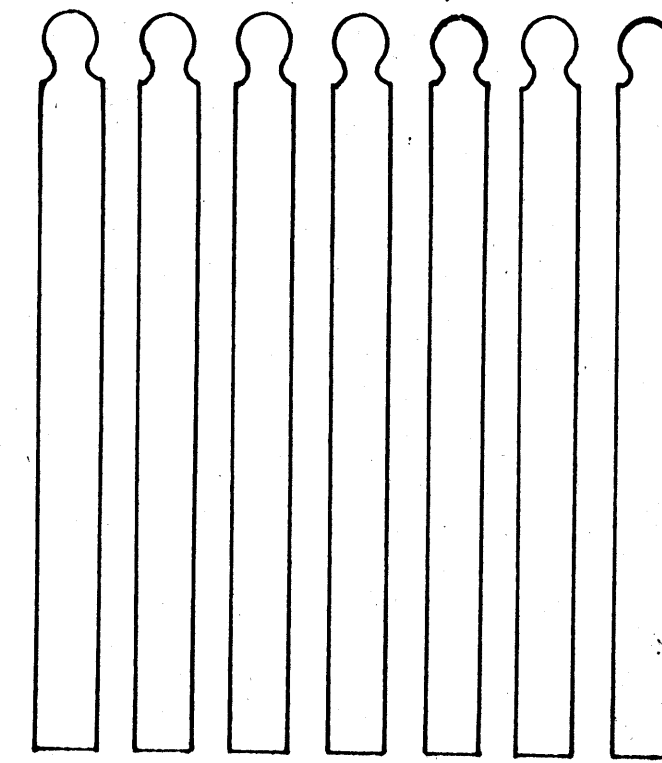





QTY	DIMENSION	BOARD FEET
17	2" X 4" X 12' RAILS	136
17	4" X 4" X 6' Post	136
153	1" X 4" X 42" PICKETS	179
OR	306	1" X 1 3/4" X 42" PICKETS (179)
		Total 451 bf

Scale: 1"=1'-0"

NOTES:
 USE NO. 1 (TREATED) SOUTHERN YELLOW PINE FOR PICKETS.
 USE NO. 2 (TREATED FOR GROUND CONTACT) S.Y.P. FOR POST.
 USE NO. 2 (TREATED) SOUTHERN YELLOW PINE FOR 2x4 RAILS.




FENCE SERIES	PL. NO. 7933
WOODEN PICKET FENCE 42" HEIGHT	
DESIGN BY J. PERRY	SHEET 1
DRAWN BY D. FILES	OF 2
DATE 11/12/79; 11/85 R.	



NOTE:

THESE PICKETS SHALL BE 3 1/2" WIDE OR 1 3/4" WIDE.
SPACING FOR 3 1/2" W. PICKETS SHALL BE 3 1/2" WIDE.
SPACING FOR 1 3/4" W. PICKETS SHALL BE 1 3/4" WIDE.



FENCE SERIES		PL. NO. 7933
PICKET ALTERNATIVES FOR STANDARD FENCE		
	DESIGN BY PERRY	SHEET 2
	DRAWN BY D. FILES	
	DATE 11/12/79 ; 11/85 R.	OF 2